



HENNA VIRKKUNEN

europarlamentaarikko

Poliittinen asetelma tulevissa EU-vaaleissa

Talousneuvosto: EU:n globaali rooli ja ajankohtaiset asiat
24.1.2024



Euroopan parlamentin kokoonpano 2019-2024

European Parliament, 2019-2024

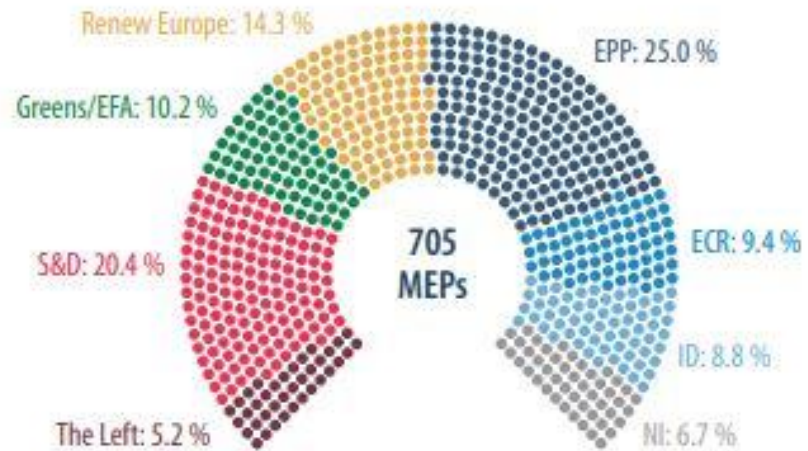
Size of the political groups

Number of Members in each political group as of 1 May 2023



Proportion of Members in each political group

Share of the total 705 Members in the Parliament by political group.



EU-parlamentin poliittiset ryhmät jäsenmaittain (05/2023)

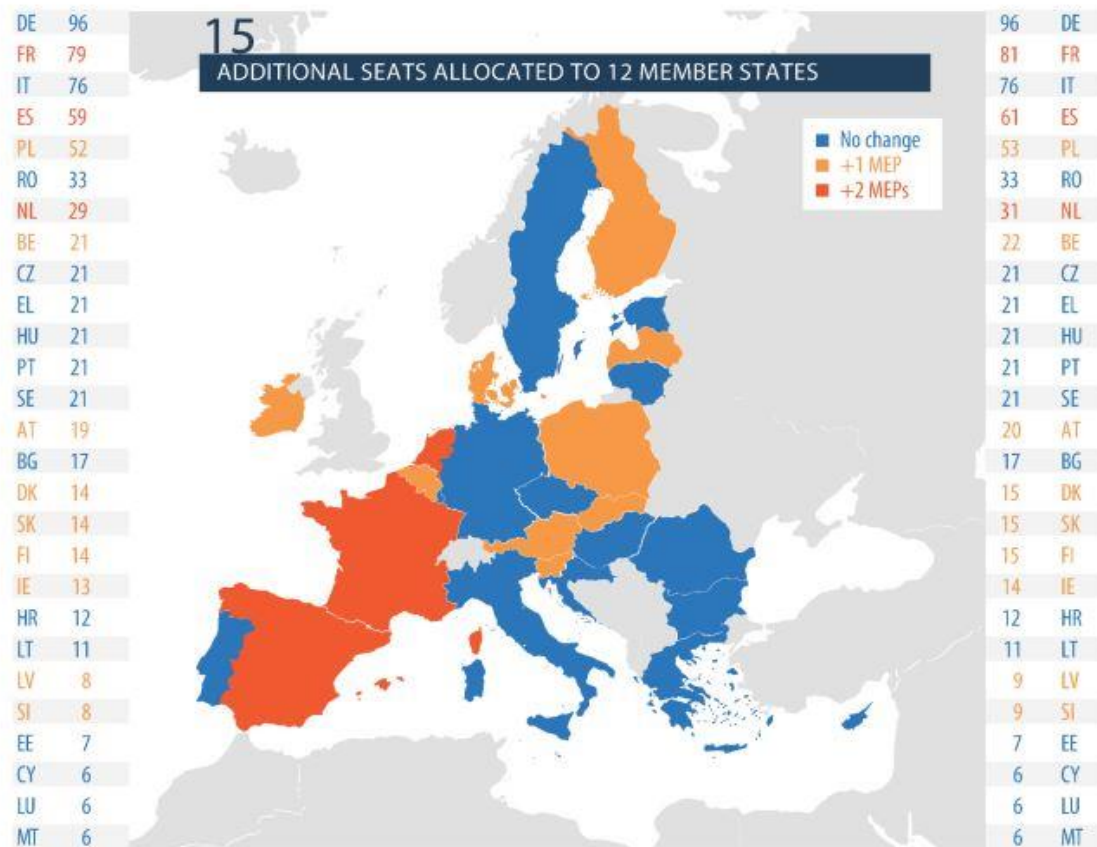
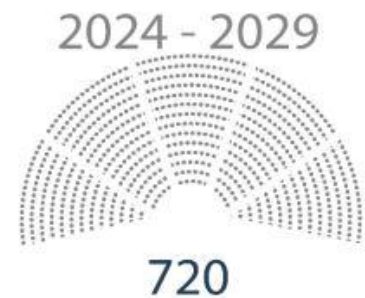
Size of political groups in the EP by Member State (as of 1 May 2023)

	EPP	S&D	Renew Europe	Greens/EFA	ECR	ID	The Left	NI	Total
DE	30	16	7	25	1	9	5	3	96
FR	8	7	23	12		18	6	5	79
IT	10	17	3	3	9	25		9	76
ES	13	21	9	4	4		5	3	59
PL	16	7	1	1	27				52
RO	14	10	7	1	1				33
NL	6	6	7	3	5		1	1	29
BE	4	2	4	3	3	3	1	1	21
CZ	5	1	5	3	4	2	1		21
EL	7	1	1		1		5	6	21
HU	1	5	2					13	21
PT	7	9		1			4		21
SE	6	5	3	3	3		1		21
AT	7	5	1	3		3			19
BG	7	5	3		2				17
DK	1	3	6	2		1	1		14
FI	3	2	3	3	2		1		14
SK	4	3	4		1			2	14
IE	5		2	2			4		13
HR	4	4	1		1			2	12
LT	4	2	1	2	1			1	11
LV	3	2	1		1			1	8
SI	4	2	2						8
EE	1	2	3			1			7
CY	2	2					2		6
LU	2	1	2	1					6
MT	2	4							6
	176	144	101	72	66	62	37	47	705
	EPP	S&D	Renew Europe	Greens/EFA	ECR	ID	The Left	NI	Total
	25.0 %	20.4 %	14.3 %	10.2 %	9.4 %	8.8 %	5.2 %	6.7 %	100 %

Lähde: European Parliamentary Research Service, 2023

Data supplied by Members' Administration Unit, DG Presidency, European Parliament.

15 lisämeppiä vaalikaudelle 2024-2029



Lähde: European Parliamentary Research Service, 2023

*Composition of Parliament after the withdrawal of the UK from the EU.

Eurooppa- neuvosto (12/2023)



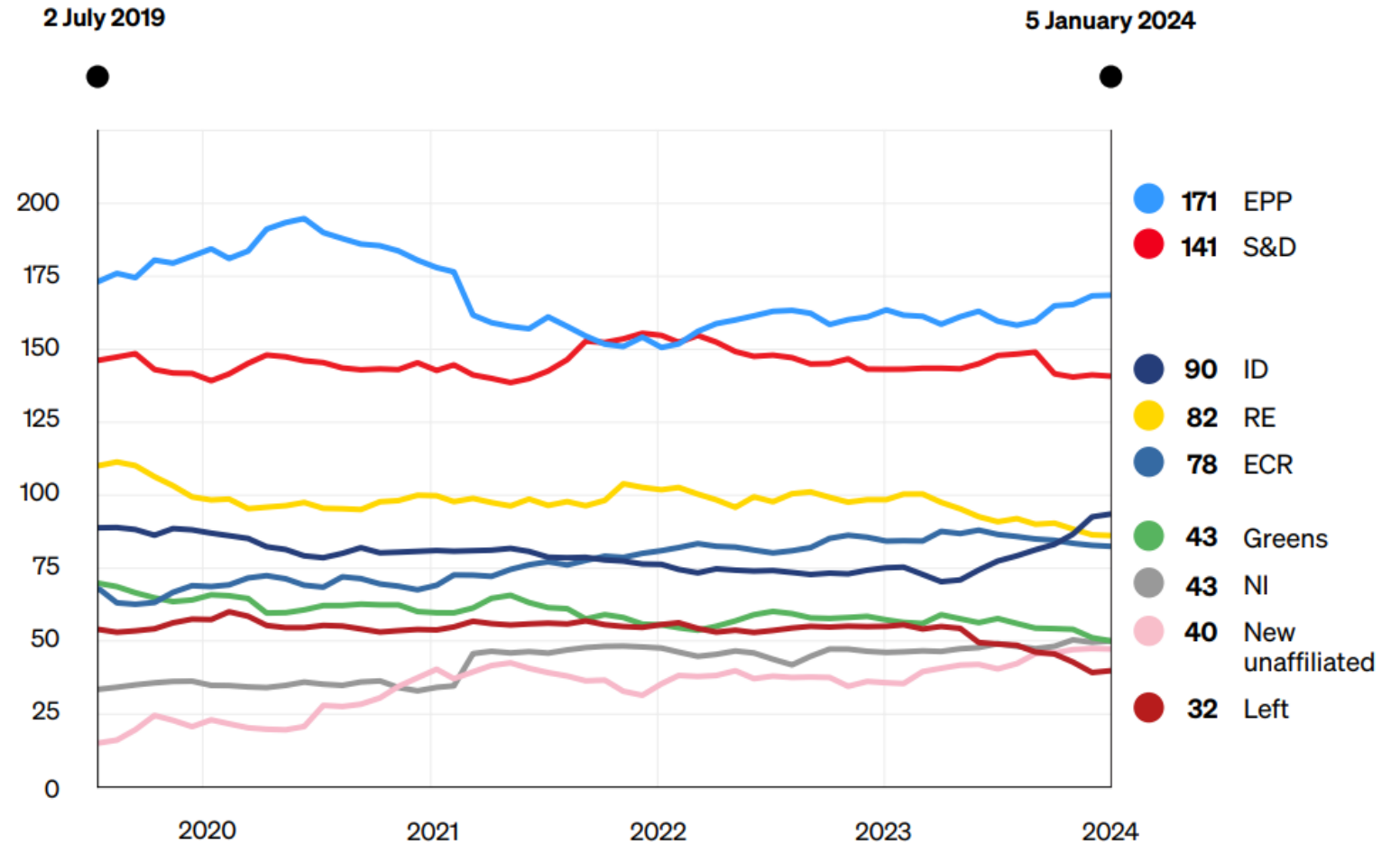
Lähde: European Parliamentary Research Service, 2023

Political affiliation of members

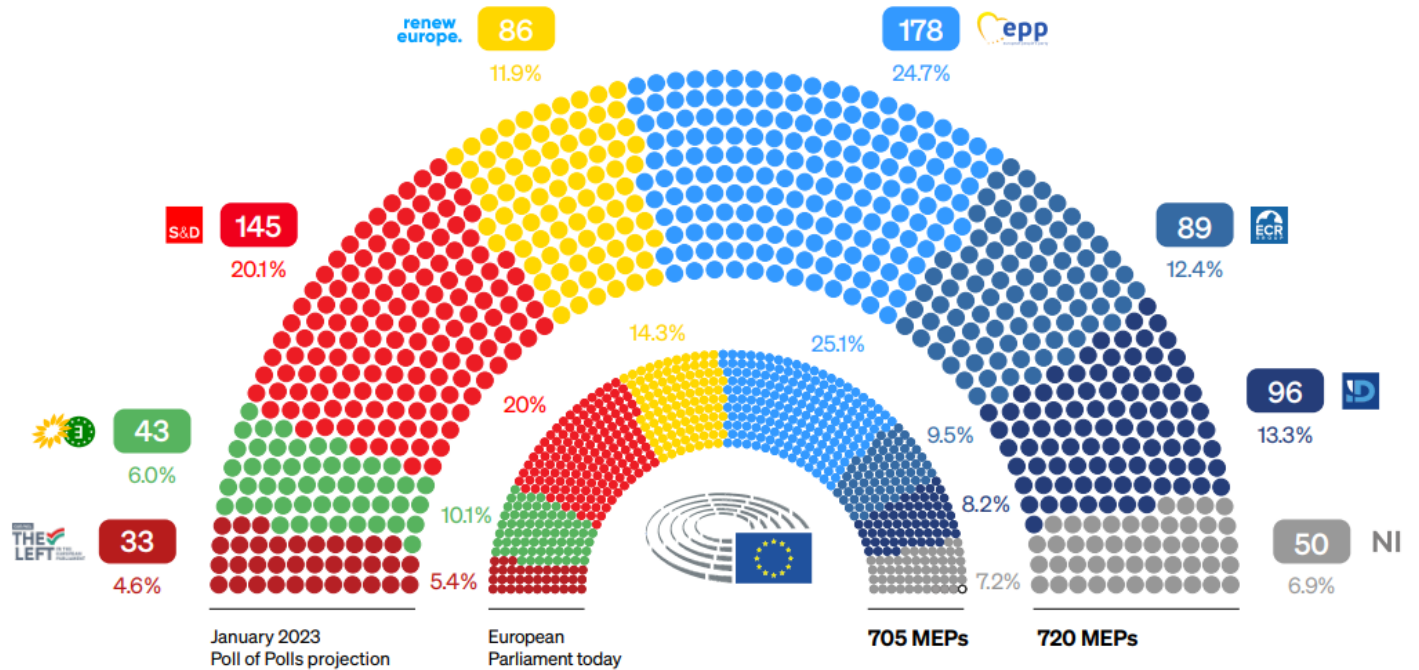
EPP S&D ECR Renew Europe Independent



Kannatuskehitys puolueryhmittäin 2019-2024



Vaalit 2024: Paikkajako, jos vaalit järjestettäisiin 01/24



Change in share in total seats

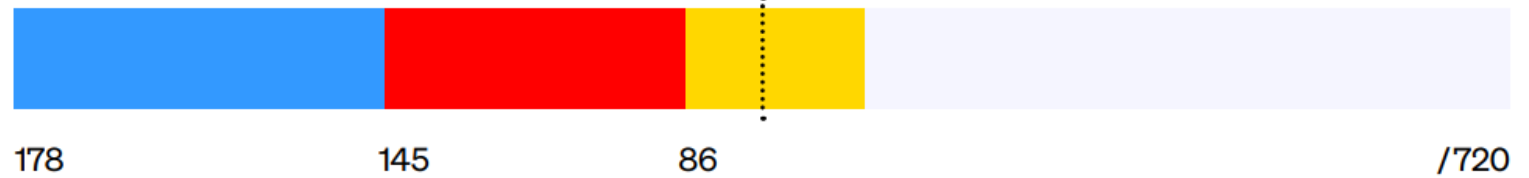
In percentage points

epp EPP ▼ -0.4	S&D S&D ▲ +0.1	renew europe. RE ▼ -2.4	Greens Greens ▼ -4.1
THE LEFT Left ▼ -0.8	ECR ECR ▲ +2.8	ID ID ▲ +5.1	NI NI ▼ -0.3

Vaalit 2024: Mahdolliset koalitiot

● EPP ● S&D ● RE ● ECR ● Greens ● Left 361 majority


Grand coalition plus 409 seats projected



Center-to-far-right 353 seats projected



Center-to-far-left 307 seats projected



Lähde: POLITICO Poll of Polls, tammikuu 2024